



### District Report Card: 2017


<b>State:</b> Jharkhand	<b>District:</b> Godda
<b>Class:</b> 8	<b>Subject:</b> Science
<b>Schools:</b> 47	<b>Students:</b> 1012


### Participation/Coverage


#### Students

<div>GENDER</div> <div></div>	Boys		Girls	
	Number	%	Number	%
	486	48.02	526	51.98

<div>AREA</div> <div></div>	Rural		Urban	
	Number	%	Number	%
	976	96.44	36	3.56

<div>CATEGORY</div> <div></div>	SC		ST		OBC		GEN	
	Number	%	Number	%	Number	%	Number	%
	99	9.78	115	11.36	792	78.26	6	0.59

<div>CWSN</div> <div></div>	LD	VI	HI	S&LD	ID	Oth
	1	0	3	0	1	4

<div>Management</div> <div></div>	Government		Government-aided	
	Number	%	Number	%
	955	94.37	57	5.63

### Average Performance of Students in Science (%)

Overall	Gender		Area		Management		Social Group			
	Male	Female	Rural	Urban	Govt.	Aided	SC	ST	OBC	GEN
54.87	54.92	54.82	54.11	75.56	54.35	63.51	51.04	54.84	55.25	67.78

## Performance on Learning Outcomes (LOs)

Learning Outcomes	Description	Average Performance(%)
SCI703	Classifies materials and organisms based on properties/characteristics	50.26
SCI704	Conducts simple investigation to seek answers to queries	39.61
SCI705	Relates processes and phenomenon with causes	47.37
SCI708	Measures and calculates e.g., temperature; pulse rate; speed of moving objects; time period of a simple pendulum, etc.	68.18
SCI710	Plots and interprets graphs	59.13
SCI711	Constructs models using materials from surroundings and explains their working	50.60
SCI801	Differentiates materials, organism and processes	62.38
SCI804	Relates processes and phenomenon with causes	67.26
SCI805	Explains processes and phenomenon	40.26
SCI807	Measures angles of incidence and reflection, etc.	64.33
SCI811	Applies learning of scientific concepts in day-to-day life	56.74
SCI813	Makes efforts to protect environment	69.27

Range of Performance of Students who Answered Correctly							
Below 30%		30% - 50%		50% - 75%		Above 75%	
Number	%	Number	%	Number	%	Number	%
160	15.81	227	22.43	425	42.00	200	19.76

### Lowest Performing Learning Outcomes (LOs)

- 1 - Conducts simple investigation to seek answers to queries (39.61)
- 2 - Explains processes and phenomenon (40.26)
- 3 - Relates processes and phenomenon with causes (47.37)
- 4 - Classifies materials and organisms based on properties/characteristics (50.26)
- 5 - Constructs models using materials from surroundings and explains their working (50.60)